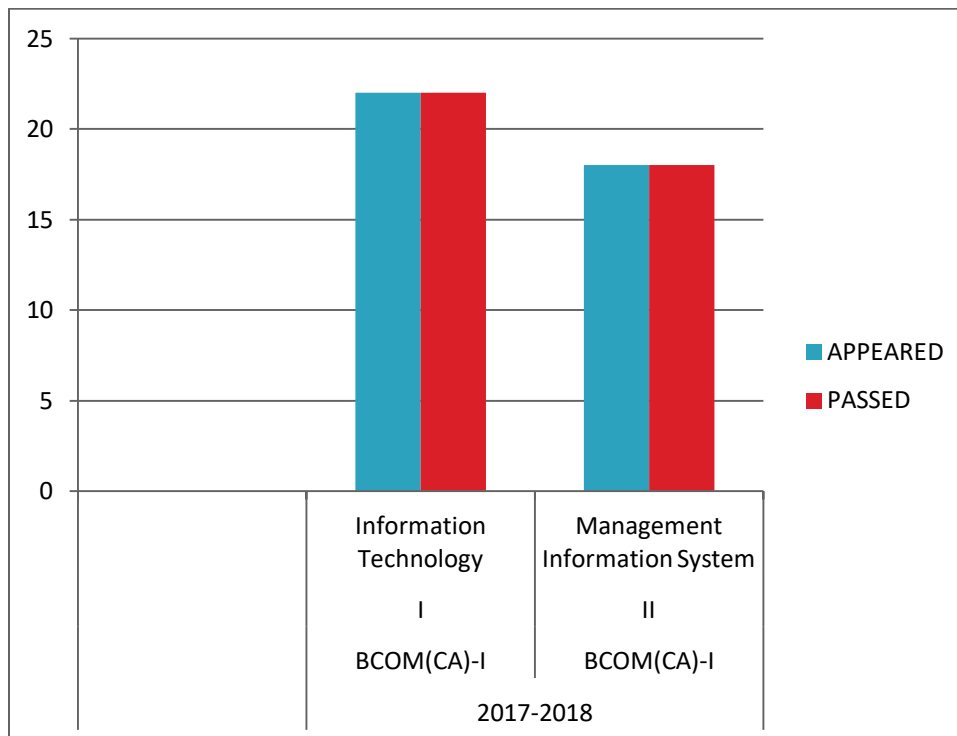


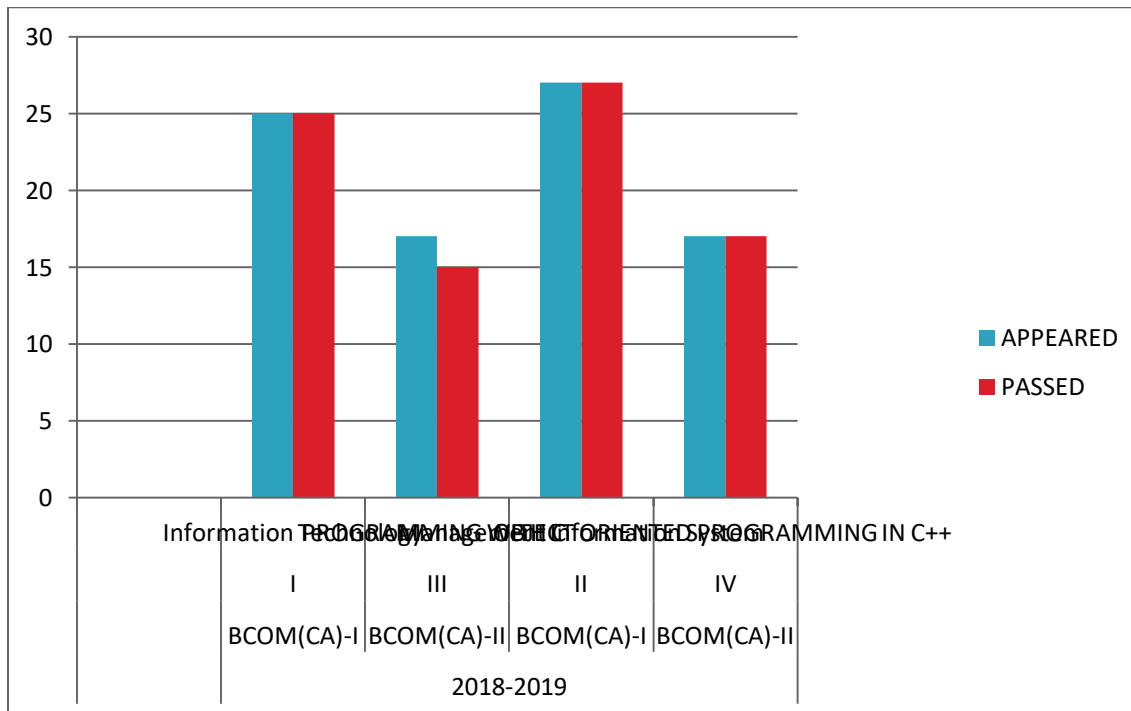
## DEPARTMENT OF COMPUTER APPLICATION

# Results Analysis

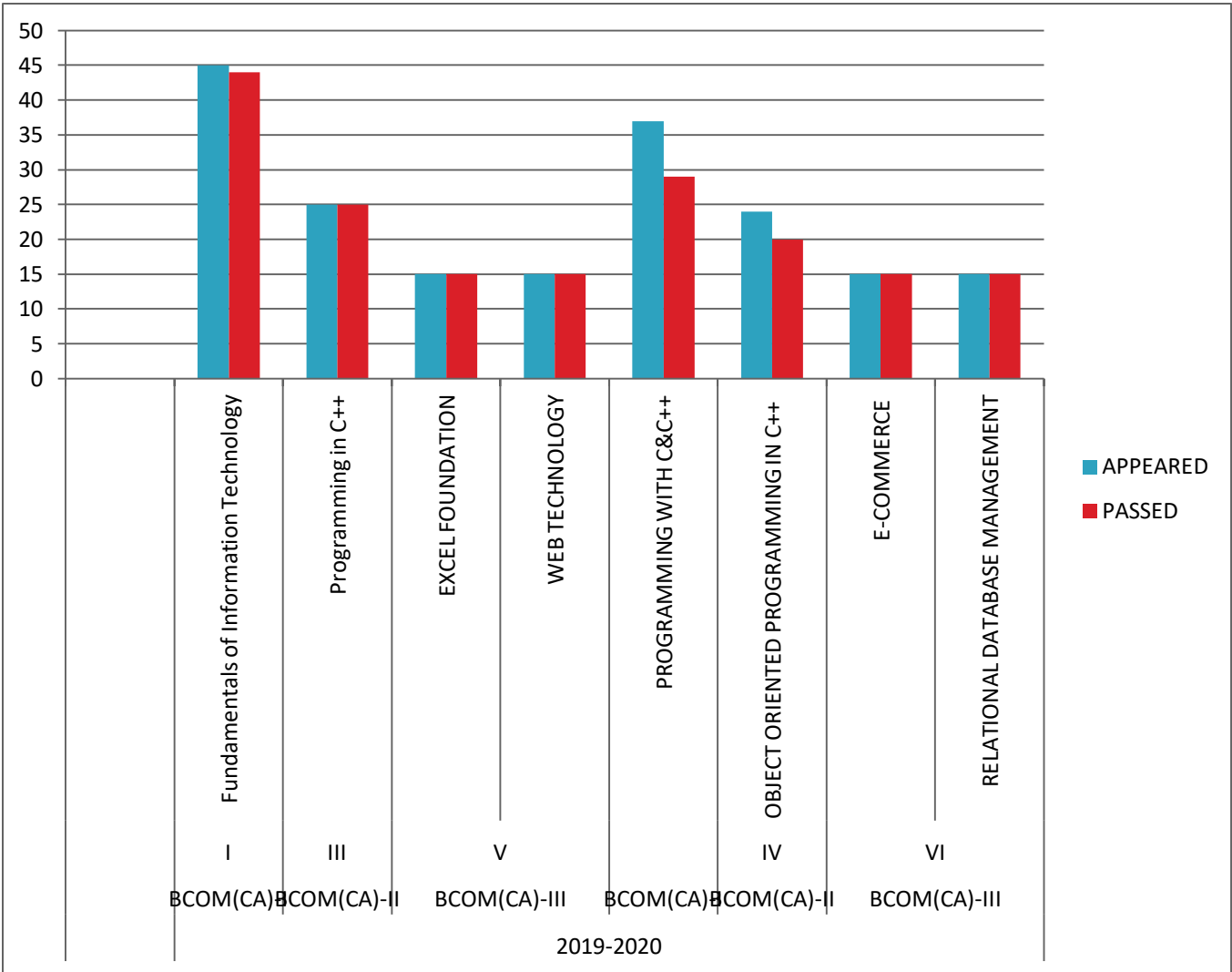
ACADEMIC YEAR	GROUP	SEMESTER	SUBJECT NAME	ADMITTED STRENGTH	APPEARED	PASSED	PASS %	FAIL	FAIL %
<b>2017-2018</b>	BCOM(CA)-I	I	Information Technology	26	22	22	100	0	0
	BCOM(CA)-I	II	Management Information System	26	18	18	100	0	0



ACADEMIC YEAR	GROUP	SEMESTER	SUBJECT NAME	ADMITTED STRENGTH	APPEARED	PASSED	PASS %	FAIL	FAIL %
<b>2018-2019</b>	BCOM(CA)-I	I	Information Technology	27	25	25	100	0	0
	BCOM(CA)-II	III	PROGRAMMING WITH C	26	17	15	88	2	11
	BCOM(CA)-I	II	Management Information System	27	27	27	100	0	0
	BCOM(CA)-II	IV	OBJECT ORIENTED PROGRAMMING IN C++	26	17	17	100	0	0



ACADEMIC YEAR	GROUP	SEMESTER	SUBJECT NAME	ADMITTED STRENGTH	APPEARED	PASSED	PASS %	FAIL	FAIL %
2019-2020	BCOM(CA)-I	I	Fundamentals of Information Technology	47	45	44	98	1	2
	BCOM(CA)-II	III	Programming in C++	27	25	25	100	0	0
	BCOM(CA)-III	V	EXCEL FOUNDATION	26	15	15	100	0	0
			WEB TECHNOLOGY	26	15	15	100	0	0
	BCOM(CA)-I		PROGRAMMING WITH C&C++	47	37	29	78	8	21
	BCOM(CA)-II	IV	OBJECT ORIENTED PROGRAMMING IN C++	27	24	20	83	4	16
	BCOM(CA)-III	VI	E-COMMERCE	26	15	15	100	0	0
			RELATIONAL DATABASE MANAGEMENT	26	15	15	100	0	0



BCOM(CA)-I

BCOM(CA)-II

BCOM(CA)-III

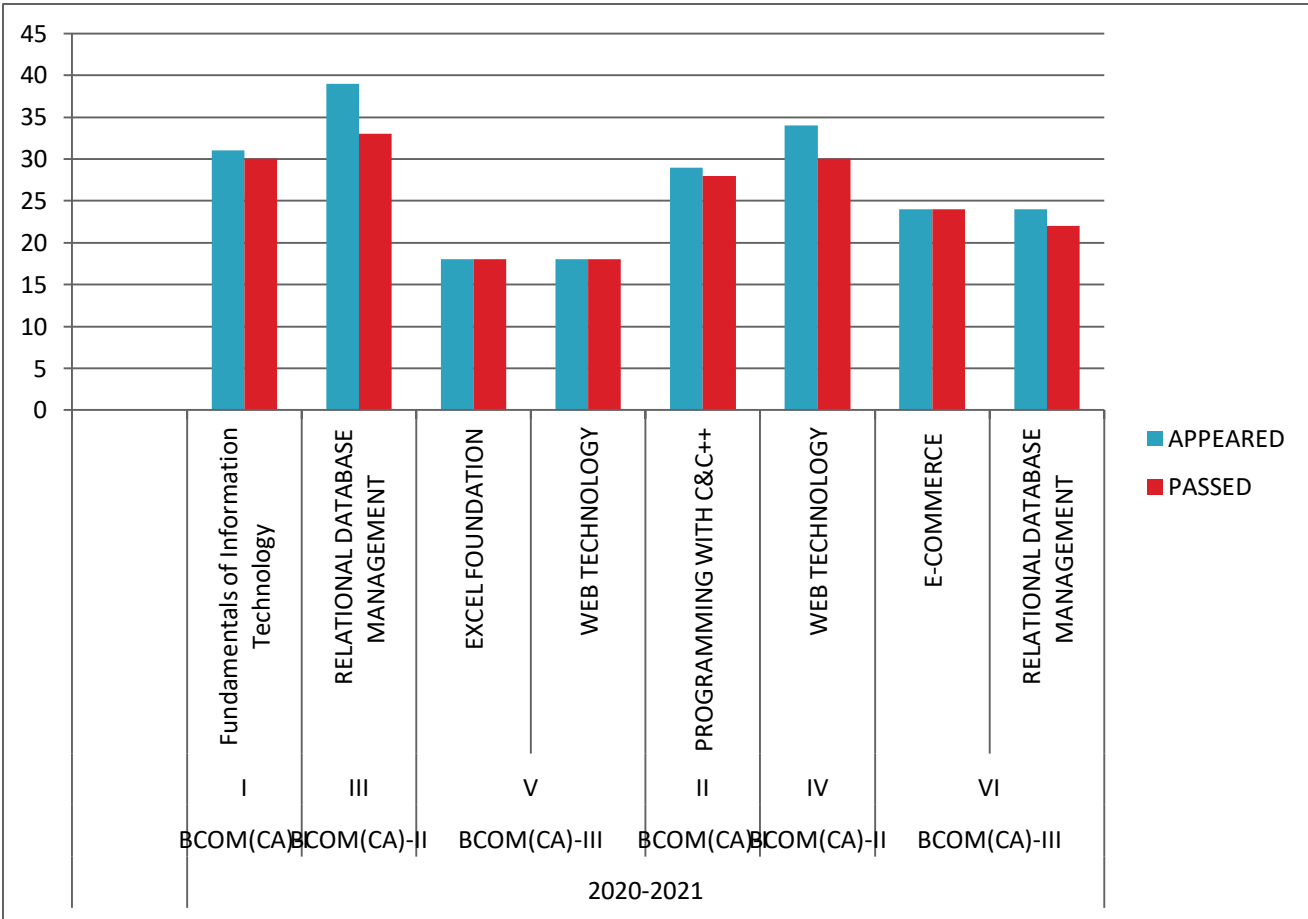
BCOM(CA)-I

BCOM(CA)-II

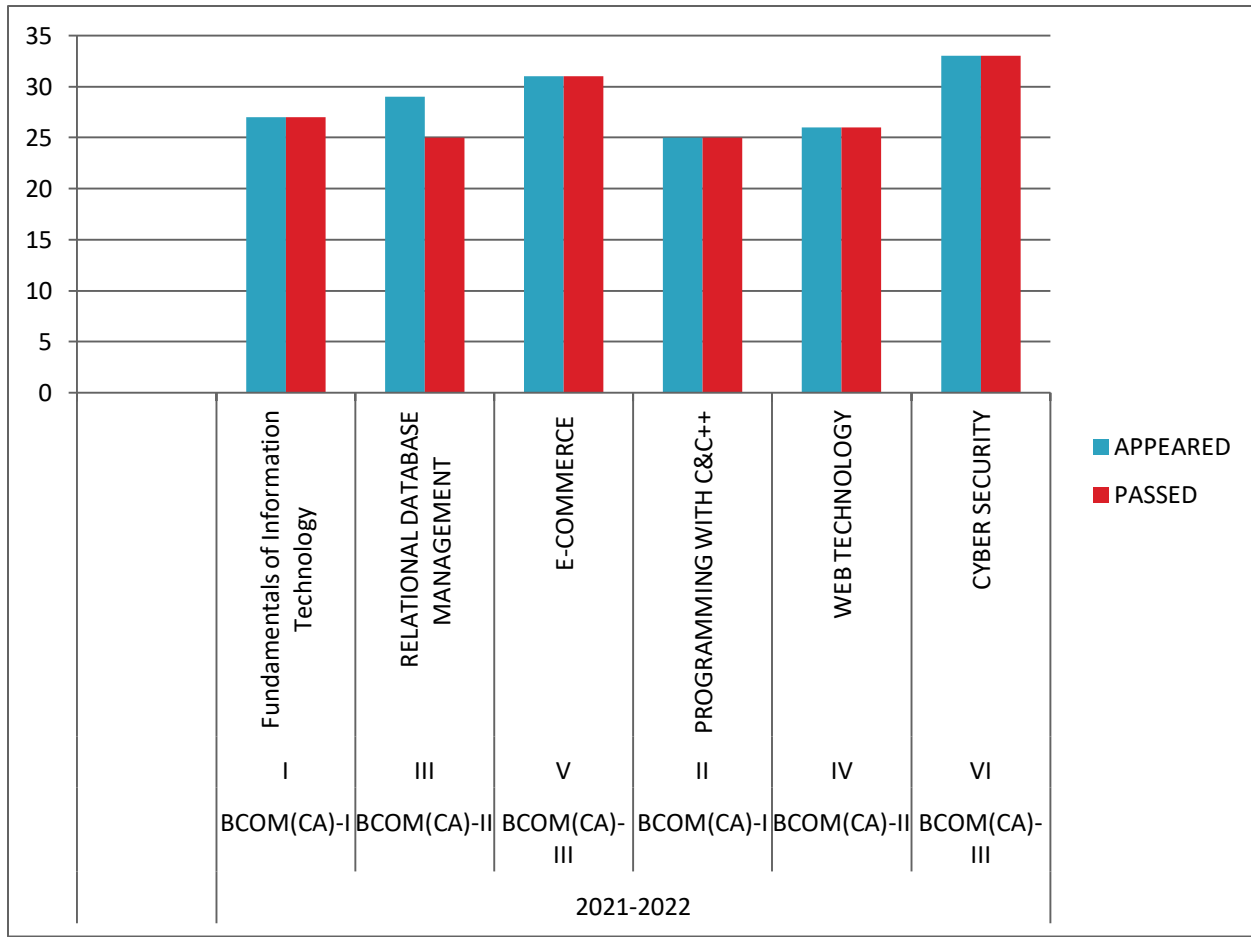
BCOM(CA)-III

2019-2020

ACADEMIC YEAR	GROUP	SEMESTER	SUBJECT NAME	ADMITTED STRENGTH	APPEARED	PASSED	PASS %	FAIL	FAIL %
2020-2021	BCOM(CA)-I	I	Fundamentals of Information Technology	32	31	30	97	1	3
	BCOM(CA)-II	III	RELATIONAL DATABASE MANAGEMENT	47	39	33	85	6	15
	BCOM(CA)-III	V	EXCEL FOUNDATION	27	18	18	100	0	0
			WEB TECHNOLOGY	27	18	18	100	0	0
	BCOM(CA)-I	II	PROGRAMMING WITH C&C++	32	29	28	96	0	0
	BCOM(CA)-II	IV	WEB TECHNOLOGY	47	34	30	88	4	11
	BCOM(CA)-III	VI	E-COMMERCE	27	24	24	100	0	0
			RELATIONAL DATABASE MANAGEMENT	27	24	22	92	2	8

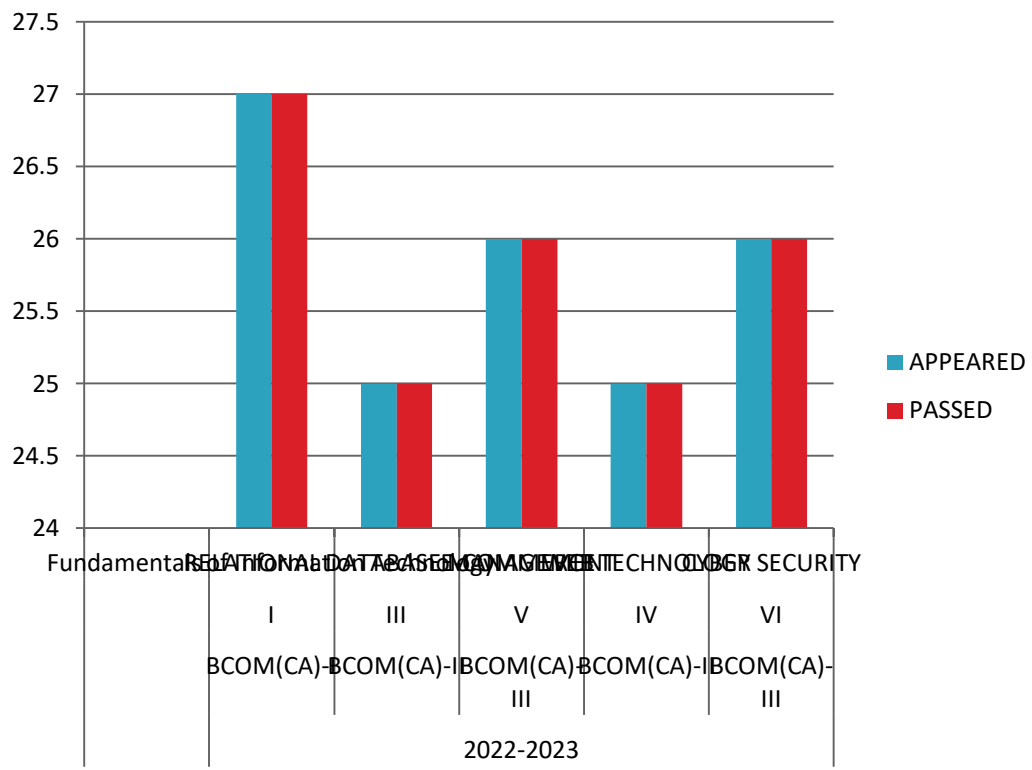


ACADEMIC YEAR	GROUP	SEMESTER	SUBJECT NAME	ADMITTED STRENGTH	APPEARED	PASSED	PASS %	FAIL	FAIL %
2021-2022	BCOM(CA)-I	I	Fundamentals of Information Technology	28	27	27	100	0	0
	BCOM(CA)-II	III	RELATIONAL DATABASE MANAGEMENT	32	29	25	86	4	13
	BCOM(CA)-III	V	E-COMMERCE	47	31	31	100	0	0
	BCOM(CA)-I	II	PROGRAMMING WITH C&C++	28	25	25	100	0	0
	BCOM(CA)-II	IV	WEB TECHNOLOGY	32	26	26	100	0	0
	BCOM(CA)-III	VI	CYBER SECURITY	47	33	33	100	0	0





ACADEMIC YEAR	GROUP	SEMESTER	SUBJECT NAME	ADMITTED STRENGTH	APPEARED	PASSED	PASS %	FAIL	FAIL %
2022-2023	BCOM(CA)-I	I	Fundamentals of Information Technology	27	27	27	100	0	0
	BCOM(CA)-II	III	RELATIONAL DATABASE MANAGEMENT	28	25	25	100	0	0
	BCOM(CA)-III	V	E-COMMERCE	32	26	26	100	0	0
	BCOM(CA)-II	IV	WEB TECHNOLOGY	28	25	25	100	0	0
	BCOM(CA)-III	VI	CYBER SECURITY	32	26	26	100	0	0



**TTWRDC(W) SURYAPET**  
**DEPARTMENT OF COMPUTER SCIENCE**  
**YEAR WISE**  
**BASIC COMPUTER SKILLS RESULT ANALYSIS**

S. NO	ACADEMIC YEAR	GROUP	SEMESTER	SUBJECT NAME	ADMITTED STRENGTH	APPEARED	PASSED	PASS %	FAIL	FAIL %
1	2019-2020	MPC-I	II	BASIC COMPUTER SKILLS	32	32	31	97	1	3
		MPCS-I			43	41	39	95	2	4
		BZC-I			35	34	30	88	4	11
		MBZC-I			36	36	36	100	0	0
		BCOM (CA)-I			47	36	36	100	0	0
		BA-I			36	33	33	100	0	0
2	2020-2021	MPC-I	II	BASIC COMPUTER SKILLS	20	17	17	100	0	0
		MPCS-I			31	29	29	100	0	0
		BZC-I			26	23	23	100	0	0
		MBZC-I			26	26	26	100	0	0
		BCOM (G)-I			22	19	19	100	0	0
		BCOM (CA)-I			32	31	31	100	0	0
		BA-I			24	24	24	100	0	0
3	2021-2022	MPC-I	II	BASIC COMPUTER SKILLS	19	16	16	100	0	0
		MPCS-I			23	22	22	100	0	0
		BZC-I			31	28	28	100	0	0
		MBZC-I			27	24	24	100	0	0
		BCOM (G)-I			26	26	26	100	0	0
		BCOM (CA)-I			28	27	27	100	0	0
		BA-I			31	30	30	100	0	0

